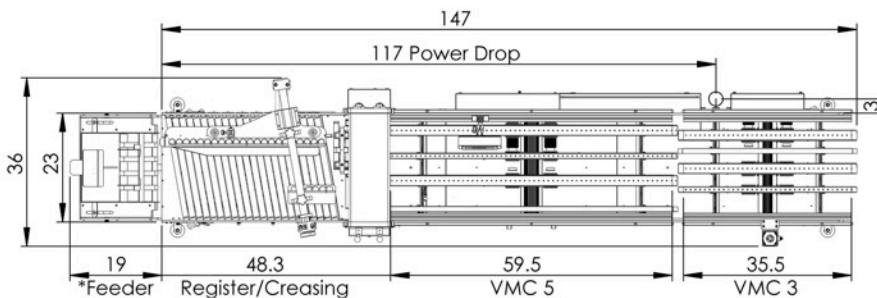
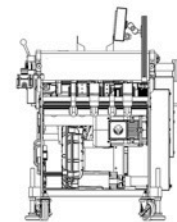
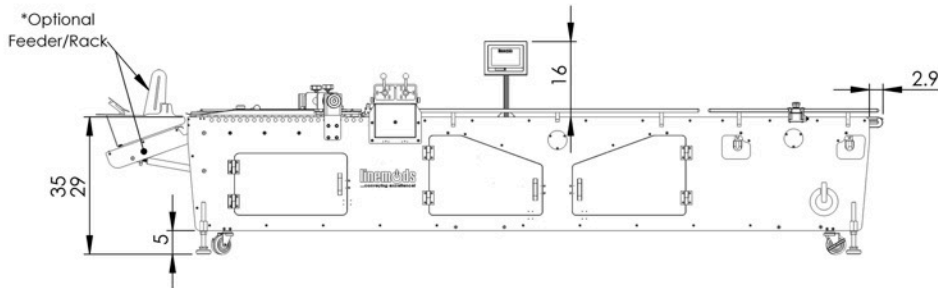





# High Performance Packaging and Folder-Gluer Equipment

## RSC 2012

Register / Creasing / Perforating / Slitting / Tipping  
Folding Conveyor Vacuum Transport Base




Power Requirement:  
200-240V 1 Phase 50AMP  
Female S7 Receptacle B08D8D3Y9P  
Male S7 Plug B0B5RN97R1  
Weight: 1050 Lbs

# Accessories

Alignment Table



Rota-Flip



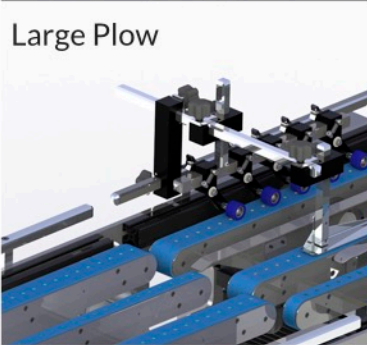
Down Divert



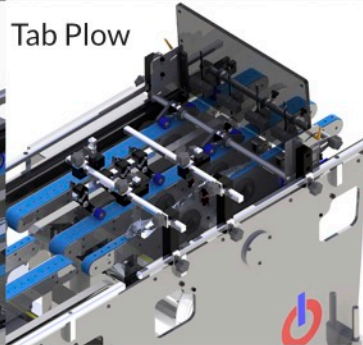
Up Divert 20




Large Plow



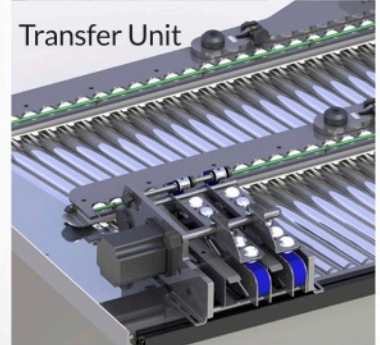
Tab Plow



Tipper Plate



Transfer Unit



## Quality Without Compromise

Register / Creasing / Perforating / Slitting / Tipping / Folding Conveyor Vacuum Transport Base – Provides means for precision registration, creasing, slitting and perforation - whether in-line or at a 90 – Quality without compromise – Dual shaft creasing module provides versatility.

VMC section(s) perform plow folding, product tipping, flipper plate and other processes with easy intuitive set-up. – Our conveyors use the latest technology in vacuum modulation – the most effective systems available today.

## Attributes

- > Virtually all tool-less adjustments
- > Easy set-ups/maintenance
- > 3/8" Powder coated aluminum frames
- > Automatic vacuum modulation
- > Side register with micro side and skew adjustment
- > Tractor drive infeed
- > Urethane nip wheels w/ball bearings
- > Ultra precise creasing/slitter module
- > VMC vacuum transport system
- > Ultra-smooth VFD vector-based speed following drive system
- > I/O: Start, Stop, Feed and Speed (Master of Slave)

Units can be customized for your application - Right to left option also available

## Optional Components

- > Feeder/rack
- > Transfer module
- > Scanners and cameras
- > Doubles detection
- > Plows
- > Tipper plate
- > Up/Down QC diverters
- > Rota-Flip

## Product Capacity

### Width:

Min. Width: 2-20.5" (Optional up to 40")

### Length:

Length: 5"-24" (Direction of Travel)

### Product thickness range:

.05mm - 13mm

VMC Configuration: (5'x3')

Max Speed: 450' minute

Gross weight: 1050 lbs

Electrical: 200-240v 1 Ph / 50amp

**linemods**  
...conveying excellence!



(815) 524-7700 [www.Linemods.com](http://www.Linemods.com)